

NEW!

**182T/184T
TEFC/TEAO**

Models

- NTQPM-11-7B24-2** 7.5HP, 220-240 VAC
- NTQPM-14-7B24-4** 7.5HP, 440-480 VAC
- NTQPM-17-7B24-5** 7.5HP, 550-600 VAC

Key Features

- High efficiency alternative for applications between 1800 and 3600 RPM
- 4% to 20% reduction in energy usage
- Rapid payback – typically less than 18 months
- Exceeds NEMA Premium & IE3/IE4 efficiency standards
- Maintains high efficiency under partial load
- Superior low speed torque
- Standard NEMA frame sizes for easy substitution
- UL listed

NovaTorque, Inc.

3501 Gateway Blvd.
Fremont, CA 94538

Tel: +1 (510) 933-2700

Fax: +1 (510) 933-2763

Email: info@novatorque.com

www.novatorque.com

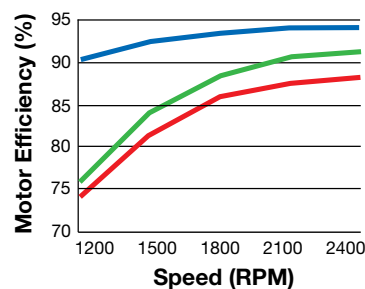


NovaTorque 7.5HP 2400 RPM PremiumPlus+® Motors

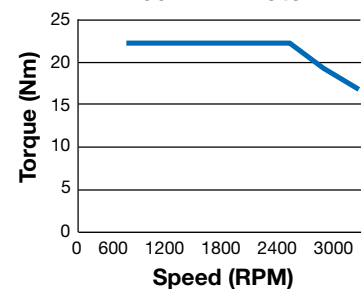
Electronically Commutated Permanent Magnet (ECPM) Motors

NovaTorque motors are Electronically Commutated Permanent Magnet (ECPM) motors, also referred to as PMAC (Permanent Magnet AC) Motors, designed for variable speed applications. Like all PM motors they are inherently more efficient than induction motors, and that efficiency advantage expands under partial load. Unlike conventional PM motors, NovaTorque's unique patented rotor and stator geometry focuses magnetic flux, allowing the use of low cost ferrite versus rare earth magnets to provide extraordinarily rapid payback on the initial investment.

**7.5HP Variable-Torque Application
2400 RPM Motor**



**7.5HP Torque vs. Speed
2400 RPM Motor**



- NovaTorque PremiumPlus+®
- NEMA 4-Pole Premium® Induction
- Epact 4-Pole

— Rated Torque

PRELIMINARY

7.5HP 2400 RPM PremiumPlus+[®] Motors

Compatible Variable Frequency Drives (VFDs)

Like all permanent magnet motors, NovaTorque motors require a VFD to operate. Virtually all leading manufacturers of VFDs produce versions capable of sensorless control of PM motors. Consult NovaTorque Applications Engineering for compatible models and parameters.

Specifications

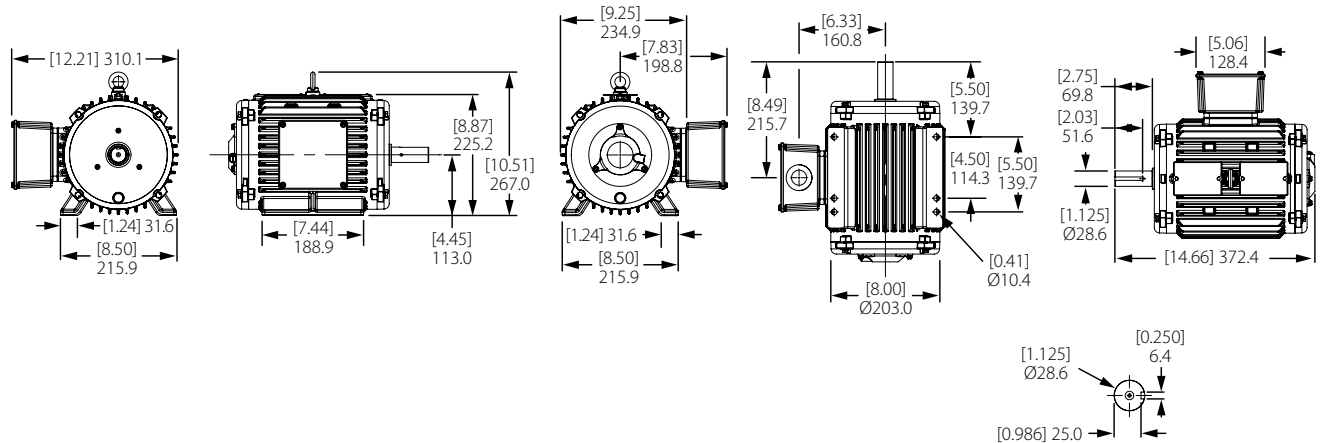
Model	NTQPM-11-7B24-2	NTQPM-14-7B24-4	NTQPM-17-7B24-5
Rated Power (HP)	7.5	7.5	7.5
Phases	3-Phase	3-Phase	3-Phase
Drive Supply Voltage	220-240 VAC	440-480 VAC	550-600 VAC
Rated Full Load Amps	18.4	9.0	7.3
Rated Efficiency	93.5	93.5	93.5
Rated Torque (Nm)	22.3	22.3	22.3
Rated Speed (RPM)	2400	2400	2400
Rated Frequency (Hz)	120	120	120
Maximum Speed (RPM)	3200	3200	3200
Service Factor	1.15	1.15	1.15
Frame Size	182T/184T	182T/184T	182T/184T
Enclosure	TEAO*/TEFC	TEAO*/TEFC	TEAO*/TEFC
Weight	105 lbs/112 lbs	105 lbs/112 lbs	105 lbs/112 lbs
Maximum Winding Temperature	130 °C	130 °C	130 °C
Insulation Grade	Class F	Class F	Class F
Ambient Temperature Rating	-25 to 40 °C	-25 to 40 °C	-25 to 40 °C
Ingress Protection	IP 41 Standard IP 54 Optional	IP 41 Standard IP 54 Optional	IP 41 Standard IP 54 Optional

*Minimum 350 ft/minute linear air velocity over the motor
C-Face, JM-Type, JP-Type available

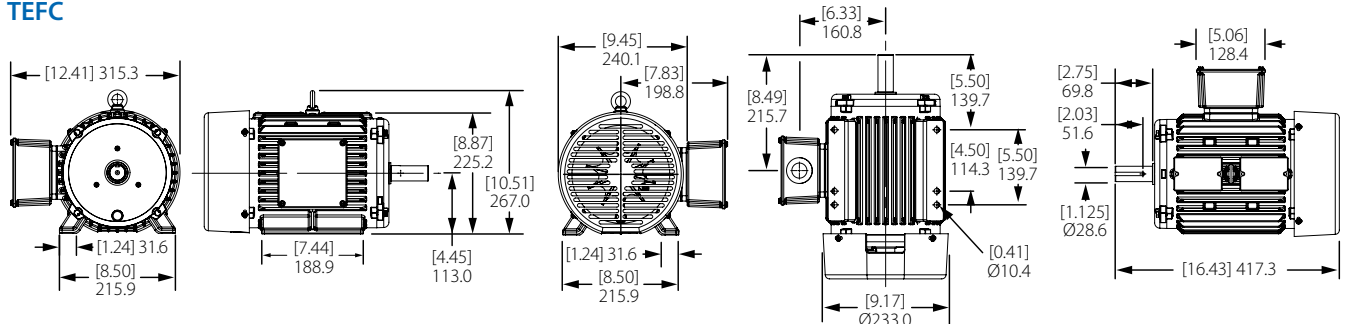
Dimensions

182T/184T

TEAO



TEFC



All Dimensions Nominal

For more information, visit the NovaTorque website, www.novatorque.com